


CONSTRUCTION SIGNS LTD.

Newfoundland & Labrador's
leaders in construction signage.

SELF-CONTAINED 40 WATT SOLAR ENGINE

	Solar Cell - Monocrystalline Silicon Rated Power (Pmp) 40 Watts Rated Voltage (Vmp) 18 VDC Rated Current (Imp) 2.2 Amps CE and TUV certified
Solar Angle	7° (Flat) 44° (Standard)
Standard Battery Bank	2 x AGM 12V, 18 Ah - UL Recognized, field replaceable
Cold Weather Battery Bank Option	2 x AGM 12V, 16 Ah - UL Recognized, field replaceable
Solar Engine Housing Material	A5052 Sheet Aluminum (Enclosure) 6061-T6 Aluminum (Mount)
Solar Engine Dimensions	30.875" x 13.25" x 4.5" (78.4 x 33.7 x 11.5cm)*



1412-40W
44° Standard Angle
12" Amber LED

1408-40W
7° Standard Angle
8" Red LED

POWER MANAGEMENT

Rated Usage	300 cycles per day, 25 second activation
Charged Capacity	Up to 30 days at rated usage
Automatic Light Control (ALC)	Various stages of brightness for different solar conditions and battery levels

SYSTEM PROTECTION

Low Voltage Disconnect	9.5 VDC
Over Current Protection	1.8 Amp PTC auto-reset fuse
Self Monitoring	Visual notification of sub-optimal operation

LED BEACON SIGNAL HEAD

Standard Followed	ITE VTCSH-STD 2005
LED Beacon Signal Head Setup	Single Head Pole Top Mounting
Lens Material	UV Stabilized Polycarbonate
LED Housing	100% Polycarbonate
LED Size	8" Diameter (200 mm)* 12" Diameter (300mm)*
LED Housing Dimensions	8" head - 14" x 10" x 6" (35 x 25 x 16 cm)* 12" head - 17" x 14" x 6" (44 x 25 x 17 cm)*
Std. LED Color Options	Amber or Red (custom colors available)

COMMUNICATION

Band of Operation	ISM Band (902-928 MHz)
Compliance	FCC and IC Compliant
Range	Up to 0.5 miles (800 m) with line of sight
Network Addresses	16 unique addresses to avoid interference between multiple crosswalk locations
Compatibility	Can communicate with other AB units

SYSTEM OPTIONS


LED & Solar Engine Housing Colors	Black, green or yellow, custom colors also available
Mounting Options	Round Pole Collars: 2.5", 3.5", 5" and 6" Square Wood Post Saddle: 4x4", 6x6" Telespar & U-Channel: 2" Side Mount Bracket: 12", 18" and custom lengths available Custom Mounts Available

AVAILABLE WITH RED LEDS FOR STOP SIGNS, AMBER LEDS FOR WARNING SIGNS

SYSTEM OVERVIEW

Compliance	FHWA MUTCD compliant
Standard Operation	Pedestrian Activated via push button or JSFT remote transmitters
Flash Pattern Options	MUTCD Standard (0.5 seconds ON, 0.5 seconds OFF) JSFT Strobe Energy Efficient Flash Pattern**
Activation Duration	Variable from 5 seconds to 4 hours
Std. Operating Temperature	14°F to +165°F (-10°C to +74°C)
Cold Weather Upgrade Option	-40°F to +176°F (-40°C to +80°C)
System Voltage	12 VDC
Packaged Dimensions	8" head - 36" x 18" x 18" @ 58lbs (91 x 46 x 46 cm @ 26 kg) 12" head - 35" x 28" x 17" @ 70 lbs (89 x 71 x 43cm @ 32kg)*

SIGNAL HEAD AND SOLAR ENGINE AVAILABLE WITH STANDARD COLOURS;
YELLOW, BLACK, OR GREEN. CUSTOM COLOURS ARE ALWAYS AVAILABLE.



SALES

Toll-Free 1.800.990.2454
sales@jsftech.com

SUPPORT

Toll-Free 1.800.990.2454
support@jsftech.com

ADDRESS


6582 Bryn Road,
Victoria, BC V8M 1X6

CONSTRUCTION SIGNS LTD.

Newfoundland & Labrador's
leaders in construction signage.



MOUNTING OPTIONS

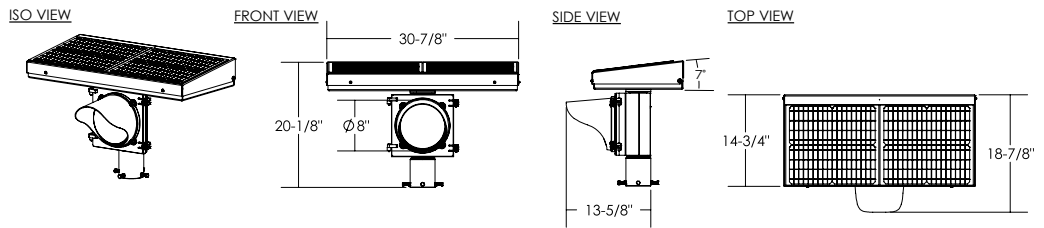


WOOD POSTS

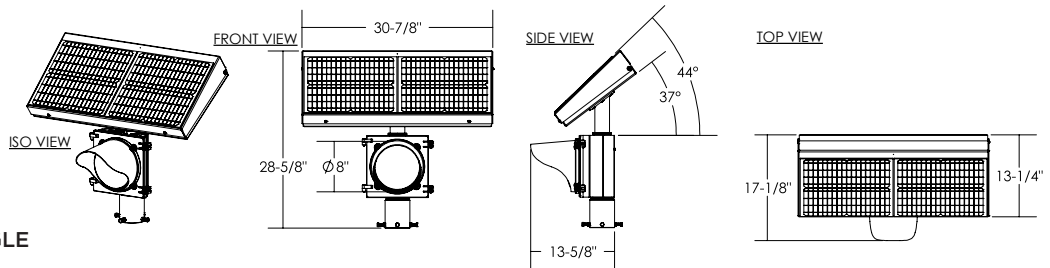


TELESPAR MOUNT

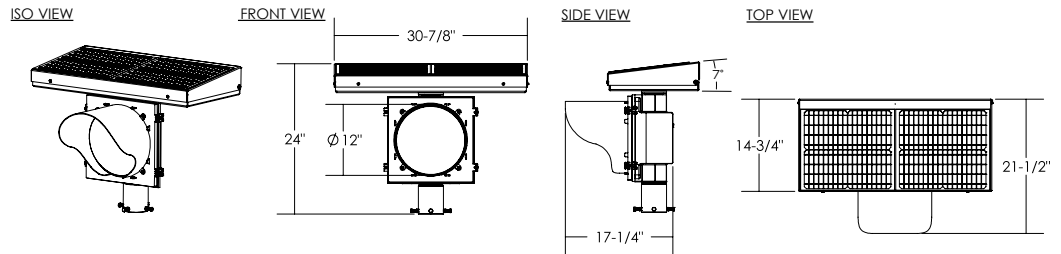
**AB-1408-40W
FLAT PANEL ANGLE**



**AB-1408-40W
STANDARD PANEL ANGLE**



**AB-1412-40W
FLAT PANEL ANGLE**



**AB-1412-40W
STANDARD PANEL ANGLE**

